


PREDICTOR

PACKARDS INTERNATIONAL
MOTOR CAR CLUB

SAN DIEGO REGION

Volume 21

July-August 1996



1948 4-Door Sedan
Ken and Geri Yingst

BOARD

President	Colin Fort 753-5724
Vice President	Dorothy Hagen 479-7300
Secretary	Ferne Coombs 486-4579
Treasurer	Mark Rothermich 583-2369
Membership	Dick Hagen 479-7300
Historian	Joan King 276-3673
National Board Rep.	Fred Perkins 942-2460 966-0190 (W)
Projects/Sales	B.J. Hill 451-0670 530-1414 (W)
Technical	Mark Ballerini 434-4737 Tony Collins 451-0669 packards@aol.com
<i>Predictor</i>	Bobbie McNicol (541) 758-6074 mnicolb@ucs.orst.edu
San Diego Region Office	(619) 530-1414



“The History of Enameling,” by Luella Cravens

Regular meeting
August 7, 1996
Packard's Grille
I-15 and Miramar Road
6:00 dinner, 7:00 meeting

PRESIDENT'S MESSAGE

Fellow Packardites:

We have certainly had a number of good tours in recent months, with the barbecue at the Hagen's ranch in April, the Fallbrook Car Show and potluck in May, the Deer Park All-Packards show in June, and the Rancho Adobe tour in July, with Carol Yunt as host. For the next couple of months, Fred Perkins is the tour leader for the Bryan Garage Tour on August 25, and the SoCal Grand Salon is scheduled for September 22. Please mark these dates on your calendar. Details on the tours will be mentioned at the monthly meetings.

Remember, the Christmas Party this year will be held at the home of Scott Johnson and Fern Coombs.

We have been having a good selection of speakers at our regular monthly meetings at the Packard Grille. We are still looking for topics for a couple of months in 1996. If you have any good ideas, please give me a call in the evenings at 753-5724.

We have had a number of new members join our Region this year. Please make them feel at home. If you get an opportunity at a meeting or tour, step up and introduce yourself and make a friend. We all benefit from the diversity of interest in the club.

Sorry we didn't see the four-day holiday weekend and had to cancel the July meeting. A number of you called in to say you could not be there. Sorry if it caused you inconvenience. We tried to call everyone.

Sincerely,

Colin Fort

Our cover picture this issue...

1948 4-Door Sedan

Proud owners:

Our new members, Ken & Geri Yingst

Congratulations to "Wheels 100" award winners Mark Rothermich and James Dahmann

When the San Diego Region raised \$12,000 for the San Diego Automotive Museum, we were given a dual membership to the Region.

While all of the members of the Region were recognized, the Board felt Mark and James should be given the memberships. Recently the Region Office received gold stickers for their membership cards, denoting free admission to the museums listed below, as well as 10% off all gift shop purchases. The AMG stands for Automotive Museum Group.

Auburn-Cord-Duesenberg Museum
The Museum at Blackhawk
National Automobile Museum
Petersen Automobile Museum
R.E. Olds Transportation Museum
San Diego Automotive Museum

Auburn, Indiana
Danville, California
Reno, Nevada
Los Angeles, California
Lansing, Michigan
San Diego, California

Let's welcome Ken and Geri Yingst, our newest members!

Welcome to Ken and Geri Yingst, the proud owners of the 1948 four-door sedan featured on our cover page. They are our newest members. They discovered the club by talking to Carl Pederson. Ken and Carl have a common interest—Model Ts. For more than 52 years, generations of Yingsts have owned an appliance store in Vista. Today the store is managed by a nephew. The Yingsts themselves are enjoying retirement now. They have four daughters who have left the nest.

In 1988, Ken had an opportunity to purchase six Model Ts from a person he knew in Calgary, Canada. He has been working on their restorations ever since. Three of the Ts are running, and the other three are in various stages of restoration. Ken said that he enjoys the challenge of putting them back together.

He recently purchased a 1948 Packard four-door sedan from a family in Vista. He said he "got the bug to buy it." This holds true for many of us who cannot get rid of the "bug." In addition to the cars, he and Geri have a garden and avocado and citrus grove that keep them busy on their 3½ acres in Vista.

Let's all welcome the Yingsts to the San Diego Region.

PACKARD GARAGE TOUR

San Diego Region

Packards International Motor Car Clubs, Inc.

August 25, 1996
Sunday

TOUR LEADER FRED PERKINS

9:30 Meet at the Packard Garage (Please don't come until 9:15, the gate is closed. Donuts and coffee provided.)

10:30 Tour to THE COLLECTION (Oceanside)

Dick Fitzek

Antique Auto Appraisal and Consultant

VINTAGE RACE CARS
SPECIAL INTEREST AUTOS
CLASSIC MOTORCYCLES
ANTIQUA TOYS

12:00 Tour to THE GROVE for lunch (open menu or brunch)

1:00 Tour to the afternoon AUTO COLLECTION

DIRECTIONS: THESE ARE NEW!

5N or 5S to Highway 76 (new freeway) It is 1 exit North of the "old" way we came in on Mission Avenue.)

East on the new Highway 76 to first stop light, BENET.

Turn left on Benet and stay to the left across the bridge (unless you have reason to see the "nuns on the hill").



THE AEROSPACE MUSEUM TOUR

Balboa Park, San Diego, California

Sunday, October 20, 1996

San Diego Region
PACKARDS INTERNATIONAL MOTOR CAR CLUBS, INC.

TOUR LEADER BJ HILL/JIM WEIR

This is a SPECIAL TOUR JUST FOR US presented by Jim Weir, Studebaker Club including The Basement Workshop. He will be OUR SPECIAL DOCENT to the basement including

A restored Tri-Motor Plane

2 Planes that have been dug up in the desert restored

9:45 BE PARKED AND READY AT THE FRONT DOOR. We must go in together. Any latecomers will have to Guard provided pay the regular price to enter. OUR PRICE:

Adults \$8.00
Children 4.00 PREPAID TO BJ

For those who come early there will be crumpets and juice.

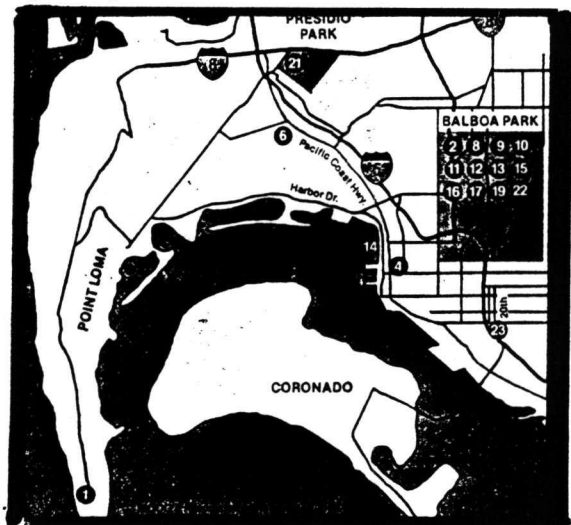
10:00 Enter the museum for a 1 hr and 45 min upstairs tour. Wear comfortable shoes.

11:45 Bag Lunch in Balboa Park (bring your own) The Cafe del Rey Moro is being restored and going out of the Park will take too long.

12:30 Meet with Docent Jim Weir for a SPECIAL TOUR TO THE BASEMENT. You will see things because Jim is our Docent that you probably haven't seen before. We will stay until you get tired or Jim let's us go.

DIRECTIONS:

Balboa Park South of The Prado.
Call 234-8291





DEER PARK 1996

12TH ANNUAL "GATHERING ON THE GREEN"

JUNE 9, 1996

Best of show: Paul Hunter, 1954 Cadillac Eldorado

Pride of Excellence: Al and MaryLou Wilson, 1953 Packard, SoCal Region

Congratulations, San Diego Region Members

Packard: Class: Classic Car (closed): Second Place, Tony Collins & BJ Hill
Third Place, Joe & Eileen Ambrose

Costumes: First Place, BJ Hill & Tony Collins


Edsel: Second Place, Harvey Hedgecock, Pacer

Congratulations, SoCal Region Members

Packard: Class: Contemporary: Jerry Kill, 1941 Packard Convertible 120

Classic Car (open): Second Place, Rodger & Gerry Gibb, 1941 Packard 4-door Sedan
Third Place, Ed & Kit McCormack

Packard members came in numbers and the "featured field" of cars was outstanding.
Thanks to everyone!



Fallbrook Car Show a Great Success

Submitted by Colin Fort

It was a bright and sunny day and somewhat on the warm side. But it was a great day for a car show, and at least we did not have the two inches of ice on the ground, as shown in a local newspaper a couple of days before the meet. This year the meet was held on the football field on the east side of the school. It was hard to tell if there were a greater number of entrants this year, but it was a success, anyway.

The following members attended, and many entered their cars in the judging.

Who?	What?
Scott Johnson & Fern Coombs Mark Ballerini & Hiroko McDonald	1936 coupe
Mark Rothermich Gene & Mignon Gantert Colin Fort & Garrett Carol Yunt & Fred, Jr. George Cataline	1937 4-door sedan 1954 convertible 1936 V-12 roadster
Dutch Parker Robert Buchanan Terry Knoepp Chris Rinker Bill Warmett Stan Platt	1933 Model 1040 1958 Hawk 1956 400 1948 custom 2- door club sedan
Terry Mettam Carl Pederson Ken Yankee Charles Goode Lloyd & Joan King and daughter Harvey Hedgecock Fred Perkins Wallace Walmsley & son John Bryan & family Tony Paradowski Joe Ambrose Fred Spector & wife Harold Muir	1927 roadster 1953 Mayfair sedan 1956 Executive

Welcome back to Dutch Parker, who rejoined the Region. Joe Ambrose had his nice mid-30s Buick on display; it was for sale.

I tried to be a good reporter and list everyone who attended. I'm sorry if I missed you.

I was selected as the cook this year (heated the hot dogs and sauerkraut), and everyone brought a side dish. There was more than enough food for everyone. George Cataline let us use his portable stove, but the real workers, who not only brought the supplies to the meet and had to repack them, were Scott Johnson and Ferne Coombs. We owe a special thanks to them. I know the Ganterts also helped them clean up and put things away at the end of the day.


We also celebrated John Bryan's birthday. His wife and son and other family members attended and we, of course, shared his birthday cake. What are friends for, anyway?

I would estimate that there were at least 200 cars in the show, and as many freebies on the road next to the field with "For Sale" signs, etc. There were the usual hotrods, Fords, and Mopars. A couple of the more unusual cars that were in the show and stood out included a 1954 Hudson Super Wasp, a 1941 Graham, mid-30s Cord, and a rare 1949 Pontiac Sedan Delivery. However, in my opinion, Oldsmobiles made the largest showing (other than Fords) this year. There was at least one Oldsmobile that represented every decade since the turn of the century, including a 1902 curved dash Olds. There were also a lot of pre-WWI cars. The swap meet had its usual array of vendors. There were also two Packards for sale—see the want ads in this issue.

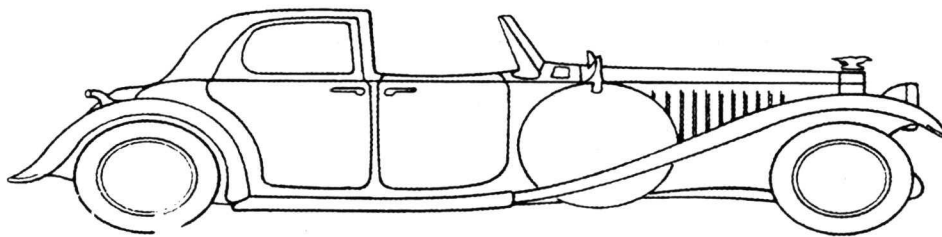
Sorry if you missed this one. It was well worth the trip to Fallbrook. It is truly one of the opportunities you get each year to see people you know in the other car clubs.

SAVE THESE DATES

- Sept 22 SoCal Grand Salon. Sorry, no information to date.
- Oct 20 Aerospace Museum Tour. Tour Leader: Jim Weir. Remember, Jim Weir promised a "trip to the basement shop." Don't miss this one! RESERVATIONS MUST BE
\$8.00 Adults \$4.00 Children PREPAID
- Nov 2 Scripps Institute of Oceanography, La Jolla. Tour Leader: Colin Fort
- Dec 7 Holiday party. Home of Scott Johnson & Ferne Coombs



The 1996 Concours Organizing Committee is proud to announce
The 16th Annual
SAN DIEGO CONCOURS d'ELEGANCE



TO BENEFIT CANCER RESEARCH AT
THE SCRIPPS RESEARCH INSTITUTE

September 29, 1996
Please save this date!

Your invitation to exhibit will be mailed in the coming weeks.

For more information, please call (619)678-6349

GENERAL INFORMATION ON AUTOMOTIVE INSTRUMENTS:

MECHANICAL - SPEEDOMETERS (GEAR DRIVE TYPE)

- 1..THE EARLY AUTOS SOMETIMES USED THE.."GEAR DRIVEN TYPE" SPEEDOMETER, USING THE "WHIRLING WEIGHT" PRINCIPAL. AT SPEED, THE 3 WEIGHTS (CONNECTED BY LINKAGE) WOULD MOVE IN OR OUT, DEPENDING ON SPEED OF CAR. THE POINTER WAS CONNECTED (BY A SMALL PROJECTION) - RIDING INTO GROOVE AT BASE OF THESE "MOVING WEIGHTS". THE POINTER WOULD THEN...INDICATE THE SPEED OF VEHICLE.

VOLTAGE LIMITER

- 2..ON THE 12 VOLT CARS, THE VOLTAGE LIMITER, KEEPS THE CURRENT DELIVERED TO THE INSTRUMENTS AT A STEADY LEVEL. ACTUALLY ITS OUTPUT FLUCTUATES BETWEEN ZERO AND SEVEN -- SOMETIMES TEN -VOLTS, BUT SINCE THE INSTRUMENTS REACT SLOWLY, THE EFFECT IS THE SAME AS CONSTANT CURRENT OF APPROXIMATELY 5 VOLTS.

VOLTAGE LIMITER - OPERATION (THERMAL TYPE INSTRUMENTS)

- 2A.THE OPERATION OF THE VOLTAGE LIMITER IS CONTROLLED BY A BI-METALLIC ARM WHICH FLEXES WHEN HEATED, AND OPENS A SET OF CONTACT POINTS. SURROUNDING THE BI-METAL STRIP IS A COIL OF FINE WIRE THAT RECEIVES BATTERY CURRENT AS LONG AS THE CONTACT POINTS ARE TOGETHER. WHEN THE IGNITION IS TURNED ON, CURRENT IS SENT THROUGH THE CONTACTS AND THE FINE WIRE HEATING COIL. WHEN THE COIL HAS RAISED THE TEMPERATURE OF THE BI-METALLIC STRIP TO A PRECISE LEVEL, IT WILL BEND TO OPEN THE CONTACTS. AS THE STRIP COOLS, THE CONTACTS COME TOGETHER ONCE AGAIN AND THE CYCLE IS REPEATED.

NOTE: WHEN CAR IS FIRST STARTED IT SOMETIMES TAKES A BIT LONGER FOR THE BI-METALLIC STRIP TO REACH ITS CUT OUT TEMPERATURE AND THE GAUGES CAN BE SEEN TO ASCEND TO AN ABNORMALLY HIGH READING FOR A FEW SECONDS BEFORE RETURNING TO THEIR CORRECT LEVEL.

INSTRUMENT GAUGES - REPAIR OR??

- 3..IF YOUR INSTRUMENT CAN'T BE REPAIRED BY A COMPETENT REPAIRMAN, AND A REPLACEMENT IS "IMPOSSIBLE TO FIND" THERE IS ANOTHER SOLUTION.

SOME INSTRUMENT REPAIR SHOPS WILL HAVE A SERVICE WHERE THEY REMOVE THE WORKS FROM YOUR OLD INSTRUMENT AND REPLACE THE OLD MECHANISM - WITH A "MODERN" ONE. YOUR OLD DIAL IS RETAINED AND THE INSTRUMENT WILL PERFORM "JUST LIKE NEW". THEY CAN EVEN HAVE THE DIAL RESTORED TO ITS "ORIGINAL" LOOK.



SERVICE INSTRUCTIONS



SPEEDOMETERS & TACHOMETERS WITH BAR TYPE MAGNETS

DESCRIPTION

These mechanisms are basically the same in that they are constructed of a die cast frame and use a bar type magnet. They vary in the type of upper jewel bracket assemblies, type and shape of case, length of cross gears and location of lower jewel.

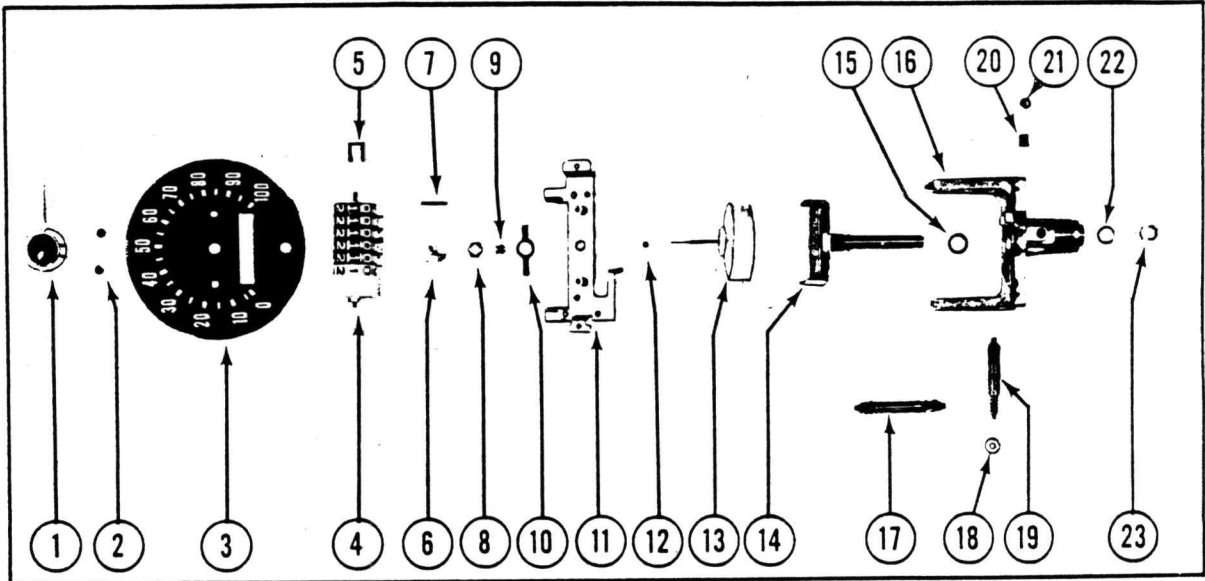


FIGURE 1 EXPLODED VIEW OF BASIC SERVICE PARTS

- | | | | |
|---------------------|--------------------------|-----------------------|----------------------|
| 1. Pointer | 7. Hairspring Pin | 13. Speed Cup | 19. First Cross Gear |
| 2. Face Dial Screws | 8. Jewel Nut | 14. Magnet | 20. Oil Wick |
| 3. Face Dial | 9. Jewel Bearing | 15. Washer (Thrust) | 21. Oil Wick Plug |
| 4. Odometer | 10. Hairspring Regulator | 16. Frame | 22. Washer |
| 5. Odometer Clip | 11. Upper Jewel Bracket | 17. Second Cross Gear | 23. Collar |
| 6. Hairspring | 12. Washer | 18. Bushing | |

PREPARATION

1. T-66296 Hairspring Puller
2. T-29 Hairspring Assembler
3. T-51742 Hairspring Adjustor
4. T-178705 Upper Jewel Adjustor
5. T-170654 Magnet Dismantler
6. T-170666 Magnet Assembler & Details
7. T-294191 Staking Remover
8. T-190182 Jewelers Eyepiece
9. T-43497 Clock Oil
10. T-424440 Instrument Lubricant
11. T-262587 Rivet Tool
12. Shop Tools - 1/4" open end wrench, needle nose pliers, screw driver, small drills, punch and tweezers.

DISASSEMBLY

POINTER: (Figure 2)

Grasp pointer firmly at the hub, and twist counter-clockwise against the hub, while at the same time pulling until the pointer is free.

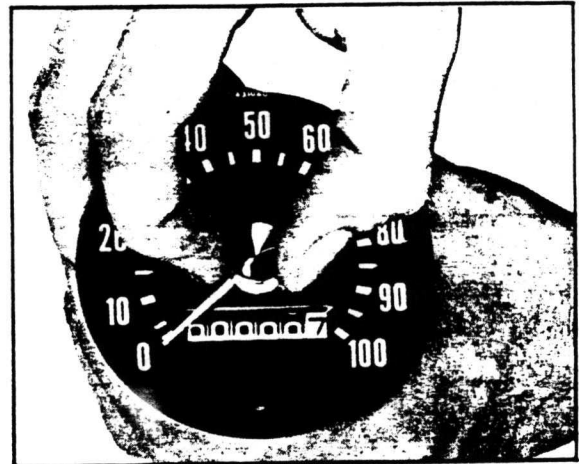


FIGURE 2 Removing Pointer

NOTE: If Electroluminescent Lighting is used, pointer cannot be removed and replaced. Special assemblies will be furnished in such cases.

STEWART-WARNER CORPORATION

1826 W. Diversey Parkway
Chicago, Illinois 60614

Printed in U.S.A.

SER 4016

WANT ADS

FOR SALE. 1951-56 Door/Handle strip handle plate lock. NOS. Outside, right side only. \$10.00 ea. Ken Yankee, 277-5659. (5-96)

FOR SALE. Trumpet horn vibrating damper brackets for 1931 or 1932. Packards with light bar. \$45.00 set. Tony, 530-1414. (6-96)

FOR SALE. Two Packard Adonis/Delphane hood ornaments. \$350 each OBO. Mary Black 723-3604 or Mark Rothermich 583-2369. (6-96)

FOR SALE. Carribean hard-top Packard, well taken care of, can be seen at Packard garage. \$10,000. George Gerrodette, 459-2488. (5-96)

FOR SALE. 1951 Packard. Not running, valves probably rusted. Darrell Devine, 630-3352, 429-9664. (5-96)

FOR SALE. Clipper 55-56. Greg Auto Sales, (818) 967-5601. (5-96)

FOR SALE. 1953 2-door hardtop 1750 Sun Valley. Memory Lane Collector Cars. Wrecking yard, Los Angeles, Bakersfield. (5-96)

FOR SALE. 1956 Packard 400 series, complete car; needs restoring. \$1000.00. Steve, (619) 728-5212. (6-96)

NEW FROM SAN DIEGO REGION

1950s Packard Outer Handle Retaining Plate Lock. Individual: \$25.50; 2-piece set: \$46.75; 4-piece set: \$72.25. To order, call Tony Collins (619) 530-1404 or FAX (619) 530-2123.

"It's Better To Replate It Than Replace It"



BEN'S
CHROME PLATING & METAL POLISHING

2613 TEMPLE HEIGHTS DRIVE
SUITE D
OCEANSIDE, CA 92056

BEN PATTERSON (619)-940-8777

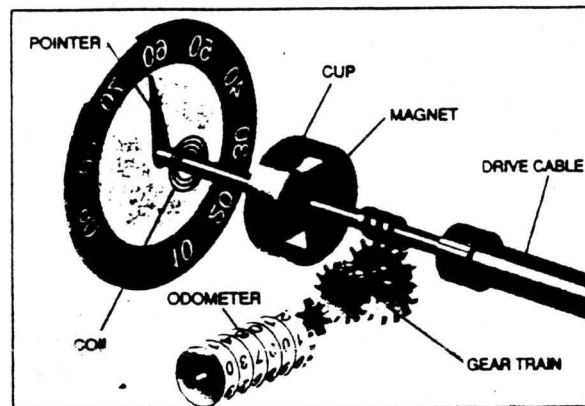
WANT ADS

If you need a title for your car, truck, trailer, motorcycle,...



Neal Andrews

3501 4th Ave. So.
Birmingham, AL 35222



The speedometer pointer is attached to a cup turned by a magnet. A coil opposes the magnet's force and calibrates the indicated speed. A broken coil could cause a false reading.

COLIN D. FORT, AEP CTF
Vice President
San Diego Regional Manager

First American Trust Company

2100 FIFTH AVENUE • SAN DIEGO, CA 92101
(619) 515-3410 • FAX (619) 233-3837



Lyle Morton Realtors[®], Inc.
5640 Baltimore Dr.
La Mesa, California 91942
24 Hour (619) 668-4494
Fax (619) 465-2438
Business (619) 464-8111




Rick Hagen
Sales Associate

1993
Office

Each Office Is Independently Owned And Operated

LEMON GROVE PLATING

1400 CLEVELAND
NATIONAL CITY CALIFORNIA 92050



To Packards International Members:

Over the years we have established a reputation for quality plating, and a quality car deserves quality plating. I own a 1928 PACKARD Roadster and know the value you place on your parts. If you have a plating need, come in and —

Ask The Man Who Owns One

Mrs. Billie Rhodes
President

(619) 474-4424



BERTAN PACKARD REPAIR
1040 A AIRPORT RD
OCEANSIDE, CA 92054

(619) 966-0190
FAX (619) 966-0723

FRED PERKINS

Reproduction Parts *Used Parts*
1039-1042 1039-1042

Packard Parts
JUNIOR MODELS & SENIOR

WALLACE WALMSLEY
(619) 283-3863

5722 BANCROFT ST. #7
SAN DIEGO, CA 92116

Packard's

INTERNATIONAL MOTOR CARD CLUB
SAN DIEGO REGION

9030 CARROLL WAY #
SAN DIEGO, CA 92121

July-August 1996



Address Correction Requested