

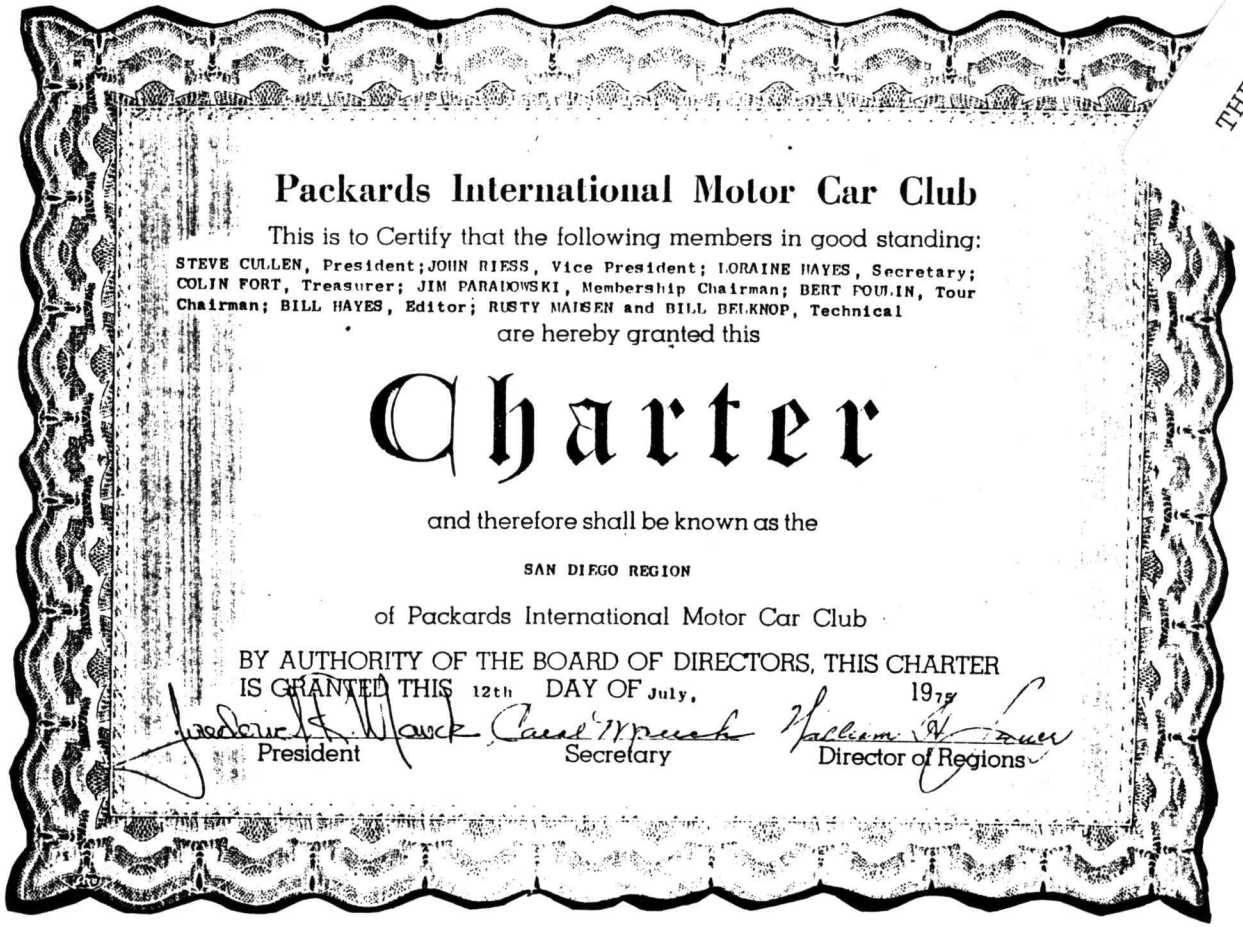
Predictor

VOLUME 18

DECEMBER-JANUARY

SAN DIEGO REGION

THE PREDICTOR
1976-1984



Packards International Motor Car Club

This is to Certify that the following members in good standing:

STEVE CULLEN, President; JOHN RIESS, Vice President; LORAIN HAYES, Secretary;
COLIN FORT, Treasurer; JIM PARADOWSKI, Membership Chairman; BERT FOUJIN, Tour
Chairman; BILL HAYES, Editor; RUSTY MAISEN and BILL BELKNOP, Technical

are hereby granted this

Charter

and therefore shall be known as the

SAN DIEGO REGION

of Packards International Motor Car Club

BY AUTHORITY OF THE BOARD OF DIRECTORS, THIS CHARTER
IS GRANTED THIS 12th DAY OF July, 1975

Jaeger H. Hawk President *Carol M. Pusch* Secretary *William H. Lauer* Director of Regions

PACKARDS INTERNATIONAL MOTOR CAR CLUB, INC.

SAN DIEGO REGION

CHARTER

July 12, 1975

BOARD FOR 1992

President:	B.J. Hill	530-1414(B) 451-0670
Secretary:	Mignon Gantert	747-7448
Treasurer:	Ken Yankee	277-5659
Historian:	Linda Bittner	566-8618 597-2627(B)
Membership:	Fred Spector	438-2365
National Bd. Rep:	Joe Whitaker	263-1229
Projects:	Mark Rothermich	583-2369
<i>The Predictor:</i>	Bobbie McNicol	693-8000
New Member Rep:	James Dahmann	743-1395
Tours/Activities:	Gene Gantert	747-7448

EVENTS AND TOURS

- Jan. 17 Membership meeting/Installation, Stoneridge Country Club, 10:00 a.m. National President Fred Mauck, Installing Officer
- Feb. 3 Regular meeting, Marie Callender's, I-15 and Miramar Road, Holiday Inn, 7:00 p.m.
- Feb. 5-7 National Membership Meet, Doubletree Inn, 100 The City Drive, Orange, CA
- Feb. 13-14 Big Three Swap Meet, San Diego Region, Space GD 7. Stop by for coffee. **NEED HELP FOR A COUPLE HOURS! LET PRESIDENT GEORGE KNOW WHEN YOU CAN HELP, 480-8108**
- March 7 San Diego/Campo Truck Museum Tour, Tour Leader: Wally Walmsley
- Apr. 15-18 **SAVE THESE DAYS. LET'S GO TO ARIZONA TOUR.** We will have a follow truck for parts/supplies. Join the group for a great time.

Report Hits Emission Testing Gear

by Lisa Zagaroll from the *Press Enterprise*
sent by Bob Noble

Expensive and controversial auto emissions testing equipment the government wants to require nationwide is not very reliable, a congressional investigation found. The review found 18 of 64 vehicles passed the test the second time at another site even though no repairs were made.



PRESIDENT'S FORUM

December - January 1993

Dear Fellow Packard Members:

A PROSPEROUS NEW YEAR TO EVERYONE!

The holidays are past memories and I trust everyone stayed healthy and safe.

The Christmas Party at Joe and Pauline Whitaker's house was outstanding. Beautiful house, wonderful food, and even Santa Claus came to the party. (We thank member Scott Johnson for appearing in full Santa Claus regalia.) National President Fred Mauck, and Carol and Bill Mills and Lorna from the Studebaker Club attended the festive evening.

Two issues were to be decided at the Christmas party. Here are the results:

SINGLE PILE DRAWING

Remember, the Region voted to try the single pile drawing at the party. Well, you liked it and have voted to continue the practice of the single drawing

MEETING AT MARIE CALLENDER'S

The question was "move or not move to another restaurant." You have voted not to move. We were offered a selection of three entrees for our selection at a price of \$11.00. That sounded high, until you looked at what they included: entree, beverage, pie, tax, and tip. So that's what you will do in February. **WITH ONE EXCEPTION:** Some people felt they might not want a full entree. So, a hamburger with all the trimmings, including a beverage, pie, tax, and tip will be \$7.00.

JUST A CUP OF COFFEE

The concern of "what if I want just a cup of coffee?" has been solved. If you want just coffee, that is possible since we will always meet our minimum of 20.

Mike, at Marie Callender's, worked hard to find solutions to our concerns.

WE WILL MEET AT MARIE CALLENDER'S ON FEBRUARY 3, 1993, FOR OUR REGULAR MEETING.

B. J. Hill

PACKARDS INTERNATIONAL

San Diego Region
March 1993 Tour

WHO? PACKARD MEMBERS AND FRIENDS

TOUR LEADER: Wally Walmsley
Call 283-3063 for reservations

WHY? To enjoy our Packards and meet new friends
To gain new information

WHEN? March 7, 1993

WHAT/WHERE? San Diego/Campo Truck Museum
Campo, CA

SEE FULLY RESTORED TRUCKS: Mack, Brookings, Reo and a steam engine. You can even make arrangements to store your own car at \$10/month.

HOW? 9:30 a.m. Meet at Montgomery Ward/Focus
9:45 a.m. Leave Focus
11:00 a.m. Arrive San Diego/Campo Truck Museum
12:30 p.m. Arrive Lake Morena picnic grounds

Bring a dish to share and a soft drink
Coffee provided
Bring your own table settings

DIRECTIONS: GO EAST ON I-8 TO BUCKMAN SPRINGS ROAD, SOUTH TO CAMPO ROAD, EAST ON CAMPO ROAD TO SAN DIEGO TRUCK MUSEUM

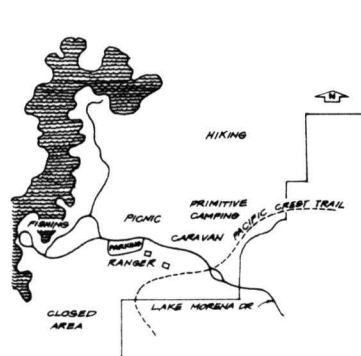
This lakefront park is an enjoyable place to spend a day or a week camping, fishing and hiking. The 1,000 acre lake is well known for its bass, crappie, bluegill and catfish. Lake Morena is also a stopping point on the Pacific Crest Hiking and Riding Trail.

FACILITIES: Self-contained campsites, primitive tent area, caravan area, group area, fishing facilities, restrooms and showers. General store nearby.

⑧ LAKE MORENA PARK

Acres: 3,250 Elevation: 3,000 feet

LOCATION: From San Diego, 46 miles east on Interstate 8 to Buckman Springs Road, then south 4 miles to Oak Drive, then west 3 miles to Lake Morena Drive. Turn right to park entrance.



TECHNICAL

Wheels

There you are, broken down smack dab in the middle of Highway 67. It's night and it's dark. The few cars that pass do so quickly, sometimes too quickly. What do you do now?

Walking is your first choice, after wearing the battery down trying to start the engine. You lock the car and open the trunk, looking for the flashlight you thought was there. If your luck's like mine, the trunk light is probably burned out, and either the flashlight is nowhere to be found, or its batteries are dead.

As you walk down the shoulder of the road, many thoughts race through your mind. It's getting later by the minute, and you really start to worry when you hear a pack of starving, rabid wolves (really coyotes) tracking your scent. And you're sure there's someone behind that bush who's going to make you tomorrow morning's headline. If only you'd listened to Uncle Vinny and kept that emergency kit in the trunk, you'd be in much better shape.

The moral to the story is that no matter where you're driving, you should carry an emergency kit of some sort in the trunk of your car. Breakdowns do occur, usually at the most inconvenient place and time. The more secluded the route you travel, the more your kit should contain.

The following is a checklist for a comprehensive emergency kit. My first piece of advice, however, is don't procrastinate. Put this kit together now. And don't remove any of the articles unless you replace them immediately. The items may seem costly and cumbersome, but the list is meant only as a guide from which to choose. Try to "custom fit" a kit which will suit your needs. The items which I regard as absolutely necessary are italicized.

Automotive Tools & Supplies

- *Magnetic Hide-a-Key container with spare keys* (Don't hide this under the hood of your car if you have to unlock the hood from inside the car.)
- Windshield sun protector with some type of "help needed" message
- *Slotted screwdriver*
- Phillips screwdriver
- *Pair of pliers*
- Hammer
- *Swiss Army-type knife*
- Roll of duct tape (the shiny silver kind)
- Wire
- *Pencil* (pens dry out) and *small notebook*
- *Gallon of sealed, drinkable water* (for you or the radiator)
- *Flashlight with extra batteries* (Rotate batteries at least once a year.)
- Package of "lightning sticks" (When you twist and break these, they glow for a period of time, supplying you with alternative light. They can be purchased at Pep Boys or any similar automotive store.)
- *Pair of gloves*
- Some rags and a tube of waterless hand cleaner
- An old blanket
- *10 to 20 road flares* (If you don't know how to use these safely, your local police or fire department can instruct you and may even supply you with some.)
- *Two cans of aerosol leak sealer* (I call this a spare tire in a can. It will seal most leaks and inflate your tire.)
- *Spare tire and jacking tools* (Make sure you know how to use them.)
- Transistor radio with spare batteries
- Can of radiator stop-leak

- Package of fast curing (30 minute) epoxy glue
- Large walking stick, three to four feet long and a few inches thick

Comfort Apparel

- Old, heavy coat, heavily Scotch-Guarded
- Pair of trousers (especially important for women who wear skirts/dresses)
- Hat with brim
- Sunglasses
- *Hiking boots or good walking shoes*

First Aid

- *Comprehensive first aid kit* (may be purchased at drug stores or camping supply stores)
- First aid handbook
- Lightweight "space blanket" (Found at camping supply stores, they are brightly colored on one side and look like tin foil on the other. They're very effective in attracting attention or keeping you warm.)

Food & Water

- Gallon of bottled water
- Can opener, a few cans of food, and your favorite *candy bars*

Extras

- CB radio or cellular phone
- *Fire extinguisher*

This list is extensive, but remember it's only a guide. If you normally drive on heavily-traveled highways, you can dispense with most of the items. But if you travel Highway 67, I recommend carrying everything your trunk will hold.

TECHNICAL

Wheels

(continued)

If you're ever stuck on the road, remember that a viable option is to spend the night locked in your car. It may not be comfortable, but you'll be relatively safe and the odds are that a police officer or highway patrolman will happen upon you within a couple of hours.

If you choose to stay in the car, don't use the engine as a heat source. The exhaust fumes can kill you. Also, leave a window down a bit for ventilation.

If you decide to walk to the nearest phone, leave a message inside the car which is visible from the outside. Note on it where you intend to go, the route you will take, the date and time you left, and the phone number of someone who can come get you.

If you have a death wish and decide to accept a ride from a passerby, look them over carefully. Ask them to wait while you leave a note and write down the stranger's car license number, a description of them and their car, the time you left, and the time you expect to get where you're going. Make sure your note is visible, then lock this information in your car along with your keys. Let the other person see you do this. If they balk for any reason, don't go with them. By locking your keys in the car, the person giving you a ride cannot knock you out, take your keys, and retrieve the note. "But I'm locked out of my car," you say. Not when you have a spare stashed in your handy Hide-a-Key compartment. You do have a Hide-a-Key, don't you?

TIDBITS OF SPECIAL INTEREST

YOM (Year of Manufacture Plates) VS. DMV

Jim Merritt, of Turlock, reports of a life long battle with DMV over his paid for license plates. DMV assigned a 1956/57 sticker license plate to his 1957 Chevrolet, yet if CHP radioed for an identification, it would come back as a 1965 Plymouth. Jim has had the plates for twelve years and reported them for four years but he still has a problem.

EPA SMOG PROPOSALS CRITICIZED AS WEAK

from the *Press Enterprise*,
sent by Bob Noble

The EPA had controlled the chemicals released from automobiles but it has never before restricted its release from electric power plants and industrial boilers.

The latest air quality assessment showed 86 million people live in urban areas that do not meet federal health standards for smog. These standards will mean more ozone smog and more acid rain.

EX-STATE POLLUTION RESEARCHER HITS SMOG PROGRAM

by Marlowe Churchill, from
the *Press Enterprise*,
sent by Bob Noble

The State's Smog Check program has made little difference in getting high polluting cars off the highways. The program should be replaced with a two-year program aimed at finding the most effective way for testing and repairing high-polluting vehicles.

WANT ADS

WANTED: PACKARD SALES LITERATURE Catalogue, Portfolios etc 1925 to 1956. Buy or trade
Mark Chandler PO Box 178821
San Diego, Ca 92117 619 449-1533

NOTICE

ALL WANT ADS WILL NEED TO BE RE-SUBMITTED BEGINNING JANUARY 1993
9030 Carroll Way Ste #1
619 530-1414


Packards of Arizona

A Region of Packards International

NATIONAL TOUR

FUN IN THE SUN

APRIL 15 - 18, 1993



Come and join your fellow Packard enthusiasts for a weekend of fun and camaraderie. There will be visiting, driving, shopping for the ladies, a Mexican buffet with mariachos, a Western Bar-b-que and dance, and a farewell breakfast buffet.

Headquarters will be the Fountain Suites Hotel, located at 2577 West Greenway Road and I-17, Phoenix, Arizona.

For additional information contact Dick & Jane Rigby
4441 W. Altadena Avenue
Glendale, Az., 85304
(602) 978-5622

COME CELEBRATE OUR 20TH ANNIVERSARY

THE PLACE TO BE IN 1993 WILL BE AT THE
FUN IN THE SUN TOUR IN PHOENIX, ARIZONA.



SAN DIEGO REGION-PACKARDS INTERNATIONAL
CLUB PROJECTS



GOLF SHIRTS

White Knit Golf Shirts. Tailored collar, hemmed sleeves, and pocket. Crest is in PACKARD blue. S, M, L, XL, XXL.
All SIZES \$15.00.

DRIVER'S

CAPS

White

Blue

7.50



LICENSE PLATE FRAMES

White lettering on blue field, zinc die-casting, chromed, with PACKARD script, accept no substitutes!
\$3.50 each or \$6.00 for sets of TWO.

BATTERY/TOOL BOX COVER GASKET



For fender mount battery & tool boxes on all 1932 Packard models 901, 902, 903, 904, 905, and 906. Set of two (2) \$60.00 per set.
"Limited quantities available."

BONNET (HOOD) SEAL STRIP

Extruded rubber strip for lower rear edge of bonnet sides. Provides seal and cushion between bonnet & bonnet frame ledge. Fits all 1932 models 901 thru 906.



ONE KIT per car.

THREE FOOT kit fits 901, 903, 905. \$8.25.

FOUR FOOT kit fits 902, 904 & 906. \$11.00.

MOTOR GEAR COVER RETAINER WASHER

Made of 100% wool felt. Exact duplicate of original. For 320 cid and 385 cid 8 cyl. engines.
\$8.00 each



NOTE PADS *PACKARD MOTOR CAR CO*

Fine quality reproductions of 1940's vintage PACKARD Motor Car Company letterhead.
50 sheets per pad, 8-1/2" x 5-1/2"
3 pads for \$3.50.

MOTOR OIL STRAINER SCREEN

New replacement oil pump screen for 1926 - 33 (4th thru 10th series) 8 cyl. Packards.
Replaces Part number 163276. \$75.00 each.



3" x 9" STICKER, for those who can't use lic. plate frames
\$1.00 ea. 3 for \$2.00 ppd.

**PACKARD PATCH FOR HATS
AND JACKETS**



2.50

PACKARD CAR WRAPPING PAPER

1940 Packard/National Crest



2.75

Mail Orders to: **PACKARD PROJECTS**
9030 Carrol Road
San Diego, CA 92121
(619) 530-1414

For postage and handling, ADD 15% (min. \$0.75) for orders up to \$40.00; over \$40.00 add 10%

SHELL LUBRICATION CHARTS AND ACCESSORY CROSS REFERENCE reprint.
1941 - 42 Clippers and all 1946 thru 1957 models, 10 pages, 8-1/2 x 11. \$1.50.

PREDICTOR BROCHURE


Lists all features with beautiful rendering of the fabulous 1956 show car. \$0.50

REPRINTS

LEMON GROVE PLATING

1400 CLEVELAND
NATIONAL CITY, CALIFORNIA 92050

There is no
SUBSTITUTE
for
QUALITY.



To Packards International Members:

Over the years we have established a reputation for quality plating, and a quality car deserves quality plating. I own a 1928 PACKARD Roadster and know the value you place on your parts. If you have a plating need, come in and

Ask The Man Who Owns One

Mrs. Billie Rhodes

President

(619) 474 - 4424

Looking for a new home
for your PACKARDS?
(p.s. and yourself?)

As a PACKARD owner and Realtor, I understand your needs both for good affordable housing and ample garage space for your car(s). My real estate background extends back to 1964, and for over 12 years now I have been a full time realtor serving all of San Diego County. If you need to sell your present home, and/or purchase another, please call me. I can help you in an honest and professional way with all your real estate needs. My computer has the ability to pinpoint your exact requirements.

Ask the woman who owns one

Ginger McLean (619) 560-5114
Regatta Better Homes pager: 536-6882
and Gardens Real Estate office 224-2736



Packard's

International Motor Car Club
San Diego Region

9030 Carroll Way #1

San Diego, CA 92121 December-January



Address Correction Requested